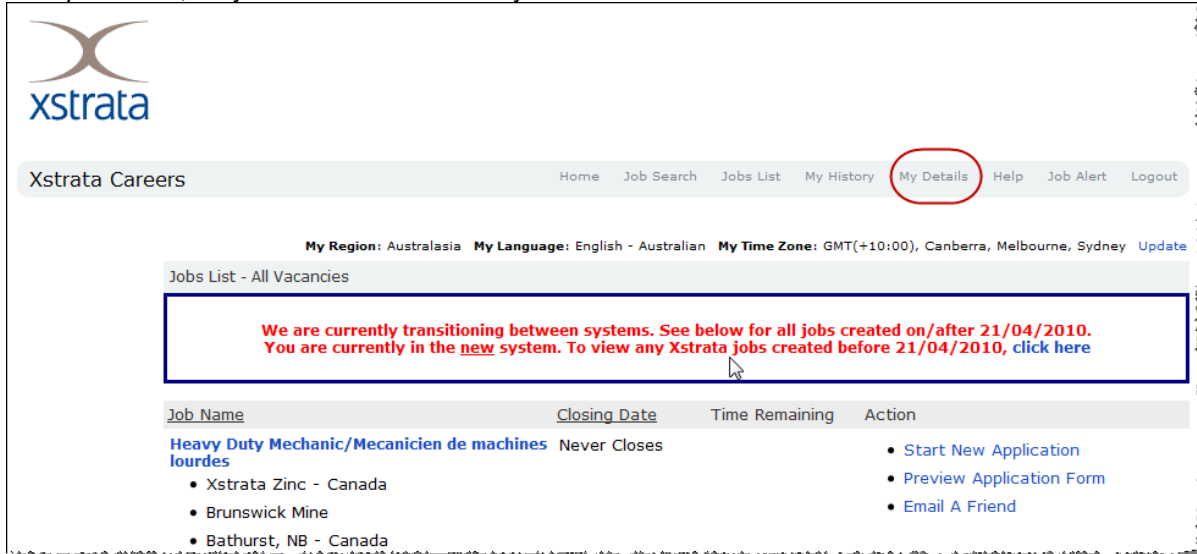


## How do I change my password?

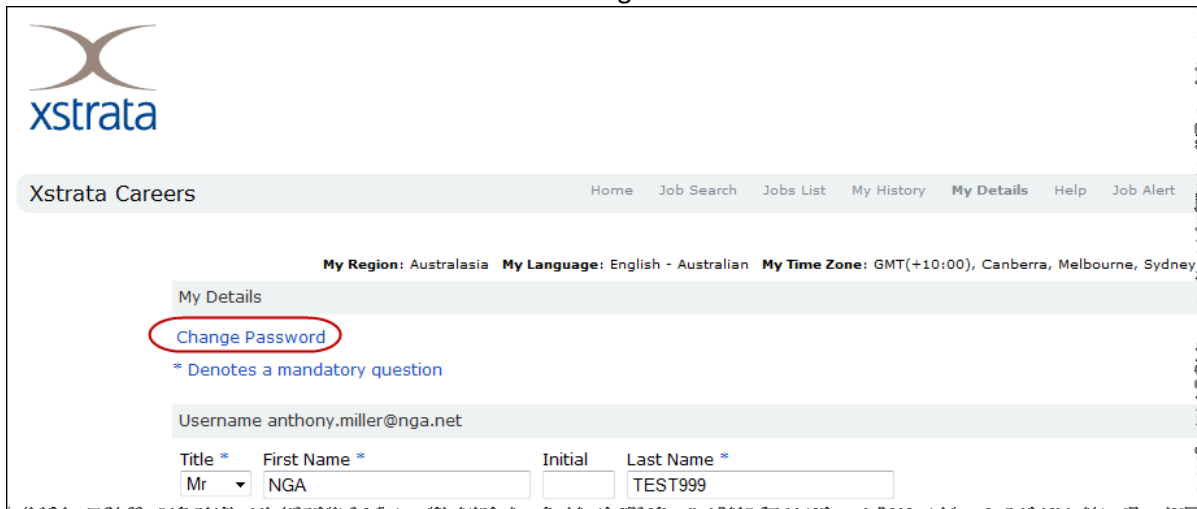
Once a candidate has successfully logged in to the Xstrata eRecruit system and they want to change their password, they need to click on the My Details link:



The screenshot shows the Xstrata Careers user interface. At the top left is the Xstrata logo. The navigation bar includes 'Home', 'Job Search', 'Jobs List', 'My History', 'My Details' (circled in red), 'Help', 'Job Alert', and 'Logout'. Below the navigation bar, user settings are displayed: 'My Region: Australasia', 'My Language: English - Australian', and 'My Time Zone: GMT(+10:00), Canberra, Melbourne, Sydney' with an 'Update' link. A red-bordered box contains a transition notice: 'We are currently transitioning between systems. See below for all jobs created on/after 21/04/2010. You are currently in the new system. To view any Xstrata jobs created before 21/04/2010, click here'. Below this is a table of job listings with columns for Job Name, Closing Date, Time Remaining, and Action.

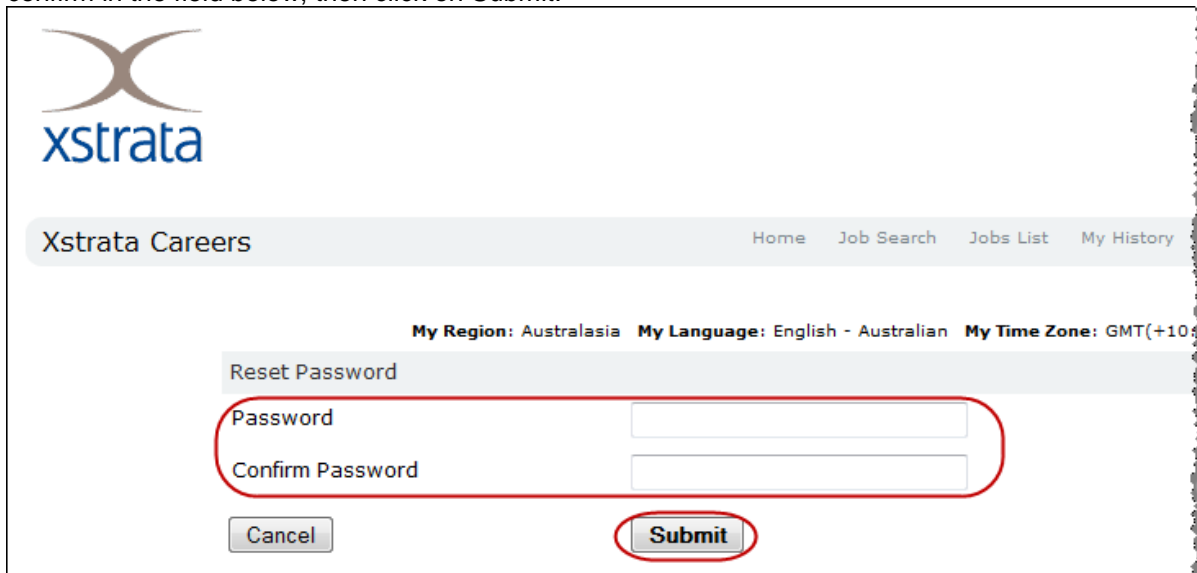
Job Name	Closing Date	Time Remaining	Action
Heavy Duty Mechanic/Mecanicien de machines lourdes	Never Closes		<ul style="list-style-type: none"><li>Start New Application</li><li>Preview Application Form</li><li>Email A Friend</li></ul>

The candidate would then need to click on the Change Password link:



This screenshot shows the 'My Details' section of the Xstrata Careers page. The 'Change Password' link is circled in red. Below the link, there is a note: '\* Denotes a mandatory question'. The user's profile information is shown, including the username 'anthony.miller@nga.net' and a form with fields for Title (Mr), First Name (NGA), Initial, and Last Name (TEST999).

The candidate will be taken to the screen below, and will need to enter their new password, then confirm in the field below, then click on Submit:



The screenshot displays the 'Reset Password' form. It features two input fields: 'Password' and 'Confirm Password', both circled in red. Below the fields are two buttons: 'Cancel' and 'Submit' (circled in red). The page header includes the Xstrata logo and navigation links: 'Home', 'Job Search', 'Jobs List', and 'My History'. User settings at the top indicate: 'My Region: Australasia', 'My Language: English - Australian', and 'My Time Zone: GMT(+10:00)'.

The candidate will then be taken back to their My History screen, with a password changed confirmation message. NB: The candidate will still be logged into the Xstrata eRecruit system:

The screenshot displays the Xstrata eRecruit system interface. At the top left is the Xstrata logo. A navigation bar includes 'Xstrata Careers' and links for 'Home', 'Job Search', 'Jobs List', 'My History', and 'My Details'. Below this, user settings are shown: 'My Region: Australasia', 'My Language: English - Australian', and 'My Time Zone: GMT(+10:00), Canberra'. The 'My Details' section is active, and a message box is highlighted with a red circle. The message reads: 'Message • Your password was updated successfully.' Below the message is a 'Change Password' link and a note: '\* Denotes a mandatory question'. The user's 'Username' is 'anthony.miller@nga.net'. At the bottom, there are input fields for 'Title \*' (set to 'Mr'), 'First Name \*' (set to 'NGA'), 'Initial' (empty), and 'Last Name \*' (set to 'TEST999').